




Cayenne Turbo Electric

2026

Your dream becomes reality

Porsche Code: PTKR5EC6

Visit the following link to view your configuration: <https://porsche-code.com/PTKR5EC6>

 31/12/2025

Summary




Your Cayenne Turbo Electric Configuration

Base Price	£130,900.00
Sum of selected options	£26,488.00
Price for Accessories	£110.00



Total Price*	£157,498.00
---------------------	--------------------

*including VAT - Please note the images displayed here may not be a complete and accurate representation of your chosen specification and so they should not be relied on. For further information on the appearance of colour, equipment, and other options, please contact your Porsche Centre.





Exterior Colours & Wheels


Category	Option	Option code	Price
Exterior Colour	 Algarve Blue Metallic	D6	£0.00
Wheels	 22-inch Cayenne SportTechno Wheels	66L	£2,688.00
Wheel Accessories	Tyre sealing compound and electric air compressor	1G8	Standard Equipment
Tyres	 22-inch Summer Tyres Performance	82M	£486.00

Interior Colours & Seats






Category	Option	Option code	Price
Interior Colours & Materials	 Leather interior Black, smooth-finish leather	ML	£0.00
Seats	 Adaptive sports seats in front (18-Way, electric)	Q1J	Standard Equipment

Exterior







Category	Option	Option code	Price
Exterior design	 Side window trims in Black (high-gloss)	QJ4	£282.00
	 Roof spoiler painted in Black (high-gloss)	5J9	£316.00
Roof & transport systems	 Sliding panoramic roof	3FU	£1,468.00
	 Electrically extending towbar system	1D9	£1,041.00









Lights & Vision		Thermally and noise insulated glass including privacy glass	VW6	£1,254.00
----------------------------	--	---	-----	-----------

Interior


Category	Option	Option code	Price
Interior packages & decors/materials	 Accent Package Dark Copper	AH4	£0.00
	 Storage Package	QE1	Standard Equipment
Seatbelts & Seat Design	 Porsche Crest on headrests front seats	3J7	£243.00
Interior design	 Porsche Crest embossed on centre console armrest	6E2	£262.00
	 Dual Sun Visors (driver and passenger)	6MA	Standard Equipment

Technology

Category	Option	Option code	Price
Powertrain & Performance	 Rear-Axle Steering	0N5	£1,389.00
	 Porsche Active Ride	1P8	£6,799.00
	 Single-Speed transmission	G1Z	Standard Equipment
Assistance systems	 Augmented Reality Head-Up Display	KS5	£1,954.00
	 Automatic Parking with 2D Surround View	FT1	Standard Equipment
	 Drive Assist	GJ7	£953.00

Comfort & everyday usability		Porsche Entry	4K6	Standard Equipment
		Preparation for Porsche dash cam	QK3	Standard Equipment
		Surface heating including seat heating (front and rear)	4A2	£379.00
		Electric doors	GZ7	£1,632.00
Infotainment		Porsche Digital Key	2F1	Standard Equipment
		Passenger Display	JH2	£1,594.00
		Burmester® 3D High-End Surround Sound-System	9VJ	£3,748.00
Charging & Range		Porsche Wireless Charging - Preparation	EK1	Standard Equipment

Vehicle accessories

Category	Option	Option code	Price
Transport & protection	 Luggage compartment liner, flat	9Y4044168A	£110.00

Standard Equipment

Wheels

- 21-inch Cayenne Turbo Aero Wheels

Wheel Colours

- Wheels painted in Black (satin-gloss) with front surfaces in Turbonite

Tyres

- 21-inch summer tyres range

Wheel Accessories

- Anti-theft wheel bolts
- Wheel centre caps with Porsche crest in Turbonite
- Tyre Pressure Monitoring System (TPM)
- Tyre sealing compound and electric air compressor

Seats

- Adaptive sports seats in front (18-Way, electric)
- Electric rear seats (2+1 seats)
- Seat heating (rear)
- ISOFIX/I-Size mounting points on outer rear seats

Equipment Packages

- Equipment 'turbo'

Exterior design

- Exterior mirror lower trim and base painted in Black (high-gloss)
- Side window trims in Turbonite
- Roof spoiler in exterior colour and spoiler lower shell in Black (high-gloss)
- Door handles painted in exterior colour
- Wheel arch extensions painted in Black (high-gloss)
- Body style SUV
- Pedestrian safety

Roof & transport systems

- Aluminium roof
- Preparation for towbar system
- Without roof rails

Lettering & decals

- Model designation in Turbonite
- 'Turbo' decorative side logo in Turbonite

Powertrain & Performance

- Porsche E-Performance Powertrain with a permanent magnet synchronous motor on the front and rear axle
- Power Steering Plus
- Adaptive air suspension with levelling system and height adjustment including Porsche Active Suspension Management (PASM)
- Porsche Torque Vectoring Plus (PTV Plus)
- Sport Chrono Package including Push-to-Pass and Track Endurance Mode
- Brake system with brake calipers in Red
- Performance Battery
- Porsche Electric Sport Sound
- Single-Speed transmission

Lights & Vision

- HD-Matrix LED headlights
- Taillight strip with illuminated 'PORSCHE' lettering and accents in Turbonite
- Windscreen with thermally insulated glass

Interior packages & decors/materials

- Carbon interior package
- Accent Package Turbonite
- Storage Package

Seatbelts & Seat Design

- Seat belts Turbonite
- Three-point automatic seat belts with reversible seat belt pretensioner

Steering wheel, gearshift/selector lever

- GT Sports steering wheel in leather including steering wheel heating and Mode-Switch
- Steering wheel heating
- Electric steering column adjustment

Interior design

- Compass instrument dial/Sport Chrono stopwatch instrument dial and Power Meter Turbonite
- Roof lining in Race-TEX
- Sun visors
- Dual Sun Visors (driver and passenger)
- Pedal pads in stainless steel
- Door sill guards front and rear in aluminium in Black with model logo
- Extended Ambient and communication lighting

Keys, mats & wallets

- Floor mats turbo

Assistance systems

- ParkAssist including 2D Surround View
- Automatic Parking with 2D Surround View
- Traffic sign recognition
- Lane Change Assist
- Lane Keeping Assist including Emergency Stop function
- Intersection Assist
- Adaptive cruise control
- Warn and Brake Assist
- Swerve and Turn Assist
- Emergency call systems eCall and bCall
- Active Speed Limit Assist

Comfort & everyday usability

- Power tailgate with gesture control
- Porsche Entry
- Two-zone automatic climate control, including parking pre-climatisation
- Particle/pollen filter with active carbon filter
- Preparation for Porsche dash cam
- Soft-close doors
- Alarm system with interior surveillance
- Non-smoking package
- Alcohol Interlock preparation
- Side airbags (front and rear)
- Airbags
- Memory Package for driver and front passenger
- Warning Triangle

Infotainment

- Navigation High
- Porsche Digital Key
- Digital radio (DAB+)
- BOSE® Surround Sound System

Porsche Connect

- Porsche Connect 10-year inclusive period

Charging & Range

- On-Board AC Charger with up to 11 kW charging power
- Charging cable for charging at alternating current chargers with 6 m length (up to 22 kW)
- Porsche Wireless Charging - Preparation

Others

- TPM valve in Black

Technical Data

Power unit

Maximum power (kW)	630 kW
Maximum power (PS)	857 PS
Overboost maximum power with Launch Control (kW)	850 kW
Overboost maximum power with Launch Control (PS)	1,156 PS
Maximum torque with Launch Control	1,500 Nm

Performance

Top speed	162 mph
Acceleration 0-62 mph (0-100 km/h) with Launch Control	2.5 s
Acceleration 0-99 mph (0-160 km/h) with Launch Control	4.9 s
Acceleration 0-124 mph (0-200 km/h) with Launch Control	7.4 s
Acceleration 49-74 mph (80-120km/h)	1.2 s

Range

Range combined	354 miles
Range combined (model range)	349 - 387 miles
Range City	447 miles
Range City (model range)	441 - 487 miles

Charging

Battery capacity (gross)	113.0 kWh
Maximum charging power with direct current (DC)	390 kW
Charging time (AC) at 9.6kW (0 to up to 100%)	13.0 h
Charging time (AC) at 11kW (0 - 100%)	11.0 h
Charging time (AC) at 22kW (0 - 100%)	5.8 h
Charging time for direct current (DC) with 150kW (10 - 80%)	26 min

Charging time for direct current (DC) with maximum charging power (10 - 80%)	16 min
Recharged range (WLTP) in 10 min with maximum DC charging power	196 mi

Consumption/Emissions WLTP

Electrical consumption combined	2.8 mi/kWh
Electrical consumption combined (model range)	2.8 - 3.0 mi/kWh
Electrical consumption City (model range)	3.5 - 3.8 mi/kWh
Electrical consumption low	3.7 mi/kWh
Electrical consumption medium	3.5 mi/kWh
Electrical consumption high	3.1 mi/kWh
Electrical consumption extra-high	2.2 mi/kWh
CO2-emissions combined	0 g/km
CO2 emissions combined* (model range)	0 - 0 g/km

Sound level (type approved based on UN-R 51)

Sound level of passing vehicle	68 dB(A)
--------------------------------	----------

Body

Length	4,985 mm
Width	1,980 mm
Width (including mirrors)	2,199 mm
Width (with mirrors folded)	1,999 mm
Height, air suspension (standard level)	1,674 mm
Height with roof rails, air suspension (standard level)	1,680 mm
Height, air suspension (off-road level)	1,694 mm
Height with roof rails, air suspension (off-road level)	1,700 mm

Height, air suspension (extra off-road level)	1,729 mm
Height with roof rails, air suspension (extra off-road level)	1,735 mm
Height, air suspension (low level)	1,659 mm
Height with roof rails, air suspension (low level)	1,665 mm
Height, air suspension (extra-low level)	1,644 mm
Wheelbase	3,023 mm
Turning circle	11.6 m
Unladen weight (DIN)	2,645 kg
Maximum payload	625 kg
Noseweight (EG)	120 kg
Max. towing load (braked)	3,000 kg
Max. towing capacity (unbraked)	750 kg
Maximum permissible roof load	100 kg

Terrain features

Overhang front/rear	955 - 1,007 mm
Max. ground clearance (air suspension, normal height)	190 mm
Wading depth (air suspension, normal ride height)	500 mm
Slope angle, front/rear (air suspension, normal ride height)	14.9 - 18.7 °
Ramp break over angle (air suspension, normal level)	14.6 °
Max. ground clearance, air suspension (off-road level)	210 mm
Max. clearance between ground and water-sensitive parts, air suspension (off-road level)	520 mm
Breakover angle, air suspension (off-road level)	16.1 °
Max. ground clearance (air suspension, off-road ride height)	245 mm
Wading depth (air suspension, off-road ride height)	555 mm
Ramp break over angle (air suspension, highest level)	18.8 °
Slope angle, front/rear (air suspension, off-road ride height)	25.0 - 22.7 °

Max. ground clearance, air suspension (low level)	175 mm
Breakover angle, air suspension (low level)	13.4 °

Capacities

Luggage compartment volume (front)	90 litres
Luggage compartment volume	747 litres
Luggage compartment volume (with seats folded)	1,554 litres
Tolerance Filling Quantity Refrigerant	15 g
Filling Quantity Refrigerant	1,175 g





